

Needle Valves - Wellhead Gauge and Bleed Valves

Pressures to 30,000 psi (2068 bar)

Wellhead Gauge Valve					
Series	Tube Outside Diameter Size Inches	Connection Type	Orifice Size Inches (mm)	Rated C _v	Pressure Rating psi (bar) @ Room Temperature
20GV	3/8	F375C	0.125 (3.18)	0.23	20,000 (1379)
20GV	9/16	SF562CX	0.125 (3.18)	0.23	20,000 (1379)
30GV	9/16	F562C	0.125 (3.18)	0.33	30,000 (2068)

Bleed Valve					
Series	Tube Outside Diameter Size Inches	Connection Type	Orifice Size Inches (mm)	Rated C _v	Pressure Rating psi (bar) @ Room Temperature
20BV	3/8	SM375CX	0.093 (2.36)	-	20,000 (1379)
20BV	9/16	SM562CX	0.093 (2.36)	-	20,000 (1379)
30BV	9/16	M562C	0.093 (2.36)	-	30,000 (2068)*

Notes:
 * Rating shown is in closed position.
 Rating @ 15,000 psi (1034 bar) in open position. Glands and collars included



Autoclave's Wellhead Gauge valves are designed for reliable shut-off service at a maximum working pressure of 30,000 psi (2068 bar). The Wellhead Gauge and Bleed Valves are standard in 316 stainless steel material. Special materials available on request.

Applications:

Wellhead Gauge Valve

- Sample Lines
- Instrument calibration

Bleed Valve

- Pressure bleed

Gauge Valve Features:

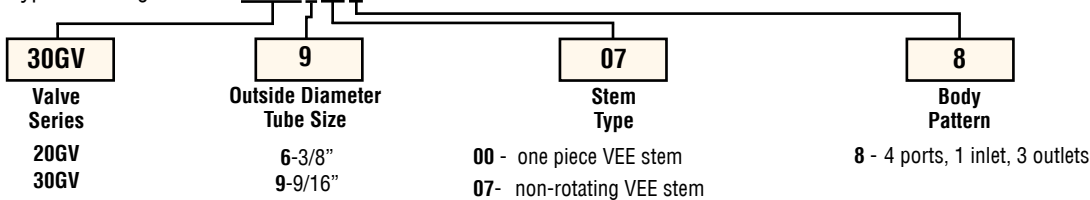
- One inlet, three outlet ports
- Metal-to-metal bubble tight shut-off
- Packing below stem threads
- Two piece non-rotating stem on standard valves

Bleed Valve Features:

- One piece hex construction allows easy installation
- Vent port tapped for plumbing to safe area
- Tee handle for easy operation
- Positive blow out prevention on stem
- 1/8" NPT outlet connection

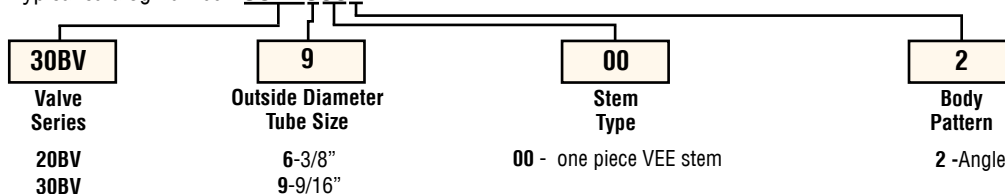
Ordering Procedure

Typical catalog number: **30GV9078**



Bleed Valve

Typical catalog number: **30BV9002**



Wellhead Gauge Valve

Catalog Number	Connection Type	Connection Size	Pressure Rating psi (bar)	Dimensions - inches (mm)									Valve Pattern
				A	B	C	D	E	F	G	H	J	
20GV6078	SF375CX	3/8	20,000	2.00	3.12	2.00	4.52	1.13	1.00	0.50	0.94	3.00	See Figure 1
			(1379)	(50.80)	(79.25)	(50.80)	(114.80)	(28.58)	(25.40)	(12.70)	(23.83)	(76.20)	
20GV9078	SF562CX	9/16	20,000	2.00	3.88	2.75	4.54	1.31	1.38	0.66	0.94	3.00	
			(1379)	(50.80)	(98.55)	(69.85)	(115.31)	(33.27)	(34.93)	(16.76)	(23.83)	(76.20)	
30GV9078	F562C	9/16	30,000	2.00	3.88	2.75	4.50	1.31	1.38	0.66	0.94	3.00	
			(2068)	(50.80)	(98.55)	(69.85)	(114.30)	(33.27)	(34.93)	(16.76)	(23.83)	(76.20)	

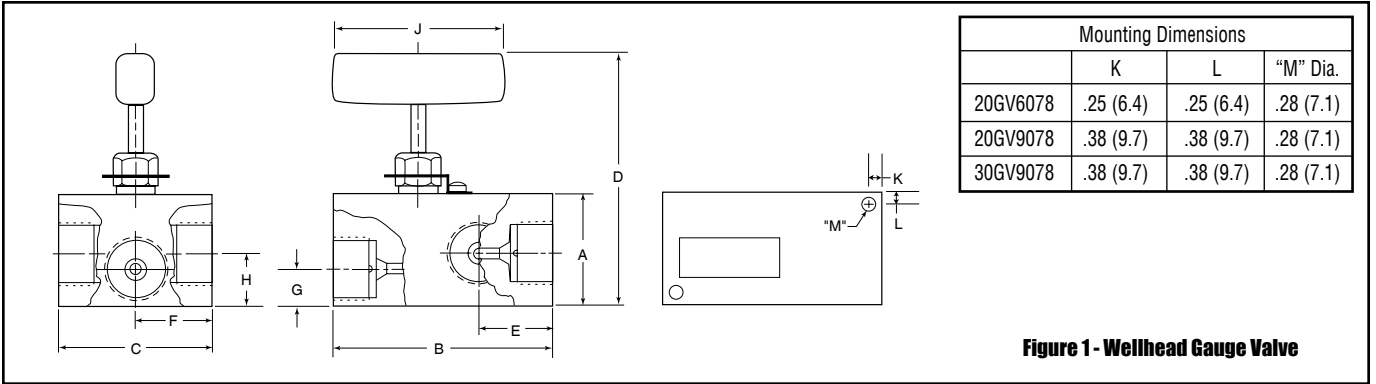


Figure 1 - Wellhead Gauge Valve

Bleed Valve

Catalog Number	Connection Type	Connection Size	Pressure Rating psi (bar)	Dimensions - inches (mm)									Valve Pattern
				A	B	C	D	E	F	G	H	J	
20BV6002	SM375CX	3/8	20,000	3.23	2.42	1.12	1.38	1.50					See Figure 2
			(1379)	(82.04)	(61.47)	(28.45)	(35.05)	(38.10)					
20BV9002	SM562CX	9/16	20,000	3.68	2.86	1.12	1.38	1.50					
			(1379)	(93.47)	(76.64)	(28.45)	(35.05)	(38.10)					
30BV9002	M562C	9/16	30,000	3.44	2.61	1.12	1.38	1.50					
			(2068)	(87.38)	(66.29)	(28.45)	(35.05)	(38.10)					

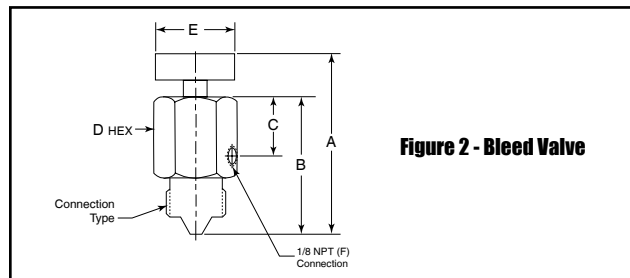


Figure 2 - Bleed Valve

All general terms and conditions of sale, including limitations of our liability, apply to all products and services sold.

! WARNING !

FAILURE OR IMPROPER SELECTION OR IMPROPER USE OF THE PRODUCTS AND/OR SYSTEMS DESCRIBED HEREIN OR RELATED ITEMS CAN CAUSE DEATH, PERSONAL INJURY AND/OR PROPERTY DAMAGE.

This document and other information from Snap-tite, Inc., its subsidiaries and authorized distributors, provides product and/or system options for further investigation by users having technical expertise. It is important that you analyze all aspects of your application and review the information concerning the product or system in the current product catalog. Due to the variety of operation conditions and applications for these products or systems, the user, through its own analysis and testing, is solely responsible for making the final selection of the products and systems and assuring that all performance, safety and warning requirements of the application are met.

The products described herein, including without limitation, product features, specifications, designs, availability and pricing, are subject to change by Snap-tite, Inc. and its subsidiaries at any time without notice.


EUROPE

Industrial Estate
Whitemill-Wexford
Republic of Ireland
PH: 353 53 914 1566 FAX: 353 53 914 1582
e-mail: ste_sales@snap-tite.com
www.snap-tite.com



Fluid Components
Division of Snap-tite, Inc.
8325 Hessinger Drive
Erie, Pennsylvania 16509-4679 USA
PH: 814-860-5700 FAX: 814-860-5811
e-mail: ae_sales@snap-tite.com
www.autoclave.com

ISO-9001 Certified

02-1250SE-0109